

## 3D/4D Ultrasound System



### Advanced Features, High Performance and Versatile

- High Resolution Imaging
- Advanced Imaging Modes
- Intuitive and Easy to Use
- Streamlined Workflow



Quantum  
Technology

# General Purpose Ultrasound System with Advanced Features

The SonixSP Q+ is a high-performance, multi-purpose ultrasound system with incorporative features and excellent image quality.

## High Resolution Imaging with Advanced Technologies

- Fast and accurate performance
- High Resolution 19" LED monitor
- Sensitive color Doppler with excellent spatial resolution and sensitivity
- Motion Compensated Angular Compound Imaging (MACI) ensures high quality real-time images

## Fully-Featured System for Shared Services

- Full range of features including PW, CW and Color Doppler, Spatial Compounding, EPI, panoramic imaging, cardiac packages, 3D and 4D
- Comprehensive cardiac calculations and report packages

## Advanced Imaging Mode

- Premium 3D/4D imaging performance
- Specialized exams for OB/GYN applications including musculoskeletal, vascular and general imaging procedures

## Flexible and Easy to Use

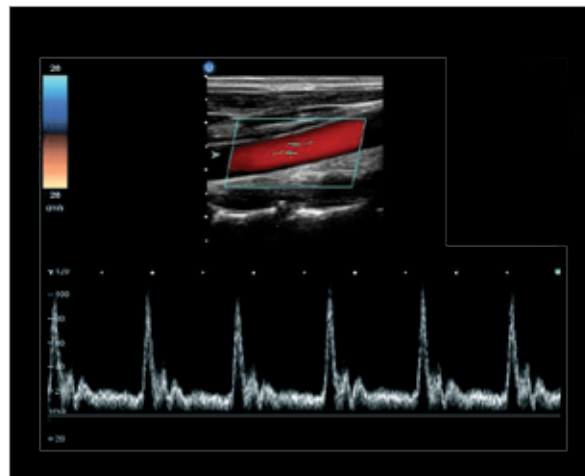
- Designed with dedicated keys for the application at hand – Cardiac, OB/GYN, Vascular, Musculoskeletal and more
- Double full swivel wheels for easy maneuverability
- Adjustable monitor and console for greater operator comfort
- Easy-to-clean color touch screen with a wide viewing angle for controls at your fingertips

## Innovative Needle Guidance

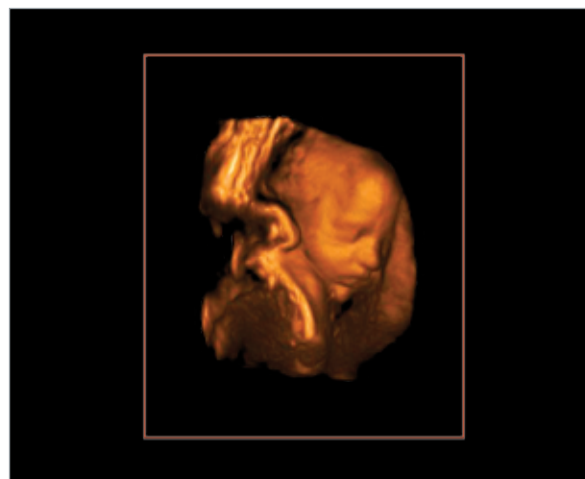
- SonixGPS helps improve the speed and accuracy of difficult procedures
- SonixShine needle enhancement technology illuminates needle in-plane with the touch of a button

## Optimized Workflow and Patient Management

- SonixHub - streamlines your credentialing, billing and quality assurance processes
- Barcode reader and wireless access simplifies patient information into and out of the system
- SonixCam - HD recording of complete procedures for educational needs



*Sensitive color flow and pulsed wave Doppler*



*3D/4D Imaging*



*SonixGPS - a Breakthrough in Needle Guidance*

# Excellent Image Quality and Advanced Features for a Variety of Exams



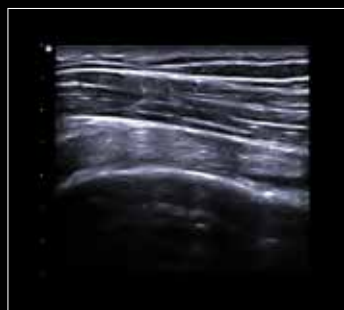
*Fetal digits at 29 weeks*



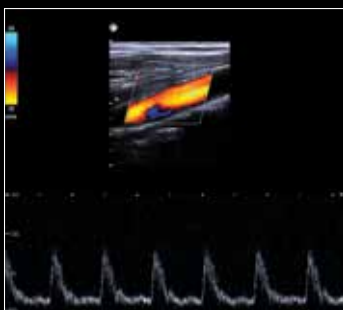
*29 week Fetal abdomen and thorax*



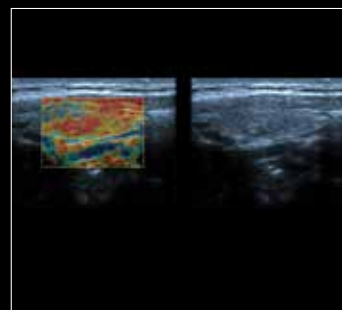
*29 week Fetal Face*



*Long axis view of the Biceps tendon*



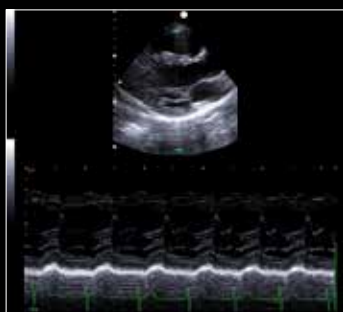
*Common Carotid Artery color flow and Pulsed wave doppler*



*Comparative elastography L lobe of the thyroid gland*



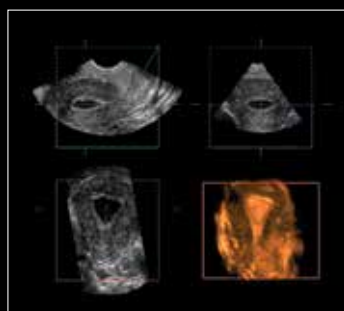
*Complicated cystic lesion Lt lobe of the thyroid gland*



*Parasternal Long Axis with M Mode*



*Hemangioma Rt lobe of the liver*



*ABCVR images demonstrating a fluid filled endometrium*



*Multislice imaging of a retroverted uterus*



*Endocavity imaging in dual format for volume measurements*

# Innovative Solutions for Life

Analogic Corporation creates innovative technology to improve the health and ensure the safety of people around the world. We are committed to providing ultrasound solutions, under the Ultrasonix brand name, that advance medicine and save lives.

## High Performance, Lightweight Transducers

Curved <b>C5-2/60</b>	Curved <b>C7-3/50</b>	Curved <b>C5-2/60 GPS</b>	Microconvex <b>MC9-4/12</b>	Curved 4D <b>4DC7-3/40</b>	Endocavity Microconvex <b>EC9-5/10</b>	Endocavity Microconvex 4D <b>4DEC9-5/10</b>
5-2 MHz	7-3 MHz	5-2 MHz	9-4 MHz	7-3 MHz	9-5 MHz	9-5 MHz
						
Transrectal Biplane Curved <b>BPC8-4/10</b>	Transrectal Biplane Linear <b>BPL9-5/55</b>	Linear <b>L14-5/38 GPS</b>	Linear <b>L9-4/38</b>	Linear <b>L14-5/38</b>	Linear <b>L14-5W/60</b>	Linear <b>L40-8/12</b>
8-4 MHz	9-5 MHz	14-5 MHz	9-4 MHz	14-5 MHz	14-5 MHz	40-8 MHz
						
Linear 4D <b>4DL14-5/38</b>	Linear Hockey Stick <b>HST15-8/20</b>	Phased Array <b>SA4-2/24</b>				
14-5 MHz	15-8 MHz	4-2 MHz				
						

Ultrasonix Medical Corporation, 130-4311 Viking Way, Richmond, BC V6V 2K9, Canada. T +1 604-279-8550 F +1 604-279-8559



powered by analogic 

**BK Ultrasound**  
8 Centennial Drive  
Peabody  
MA 01960  
USA  
T +1 978-326-4000  
bkultrasound.com

**Sales and Service USA**  
BK Ultrasound  
8 Centennial Drive  
Peabody  
MA 01960  
USA  
T +1 978-326-1300  
F +1 978-326-1399  
bkultrasound.com

**Europe and Rest of World**  
BK Ultrasound  
Mileparken 34  
2730 Herlev  
Denmark  
T +45 4452 8100  
F +45 4452 8199  
bkultrasound.com

**Canada**  
BK Ultrasound  
#130-4311 Viking Way  
Richmond BC  
Canada V6V2K9  
T +1-866-437-9508  
F +1-604-279-8559  
bkultrasound.com

**Asia**  
Analogic Medical Equipment  
(Shanghai) Co., Ltd.  
1377, Lan Dian Road,  
Pu Dong New District,  
Shanghai, China 201132  
bkultrasound.com