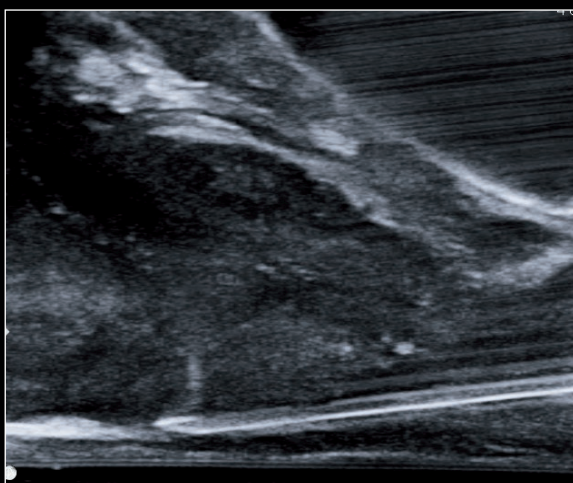
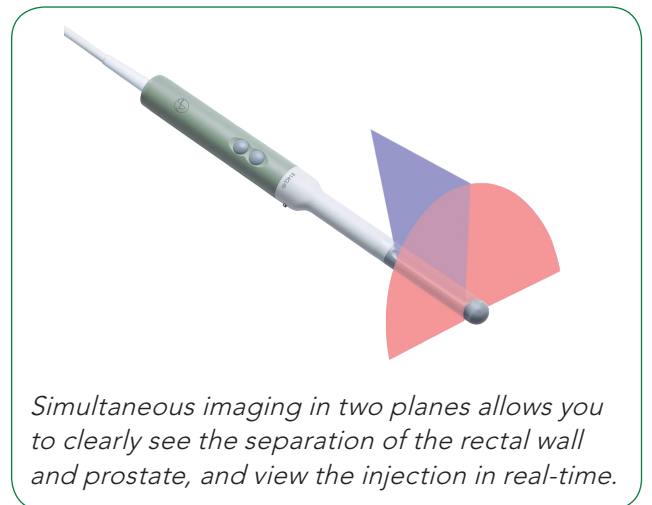




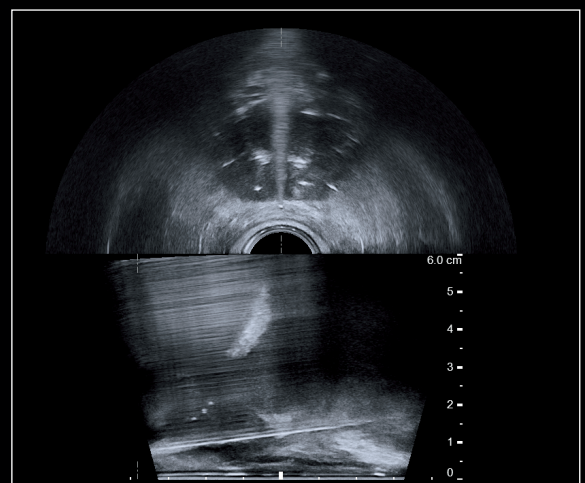
# Place Hydrogel Spacer with Confidence

When Your Target is Small, Excellent Imaging is Vital

- Clear images to visualize the critical perirectal space and guide hydrogel placement
- The sterilizable transducer has an extended field of view to help you see the path of the needle
- Extensive urology portfolio and 40 years of expertise in ultrasound for urology



Needle Visualization for Hydrogel Spacer Injection.



Hydrogel Spacer Injection Dual Imaging.

# Visual Guidance You Can Count On

bkSpecto and bk3000/5000 bring a new level of real-time visual guidance to help you confidently place hydrogel in the 1-2-millimeter perirectal space and protect the rectal wall prior to prostate cancer therapy.

With 40 years of experience in ultrasound guidance for urology, BK Medical is your expert imaging partner for biopsies, scans, and guiding therapy procedures.

- Prostate Biopsy
- MRI/Ultrasound Fusion Biopsy
- Brachytherapy
- Penile/Testis Imaging
- Kidney/Bladder Imaging
- PCNL



BK Medical  
8 Centennial Drive  
Peabody, MA 01960  
USA  
T +1 978 326 1300  
bkmedical.com

USA  
Sales & Service  
BK Medical  
8 Centennial Drive  
Peabody, MA 01960  
USA  
T +1 978 326 1300  
F +1 978 326 1399  
bkmedical.com

Europe and Rest of World  
Sales, Service & Design Center  
BK Medical  
Mileparken 34, 2730  
Herlev, Denmark  
T +45 4452 8100  
F +45 4452 8199  
bkmedical.com

**bk**   
medical